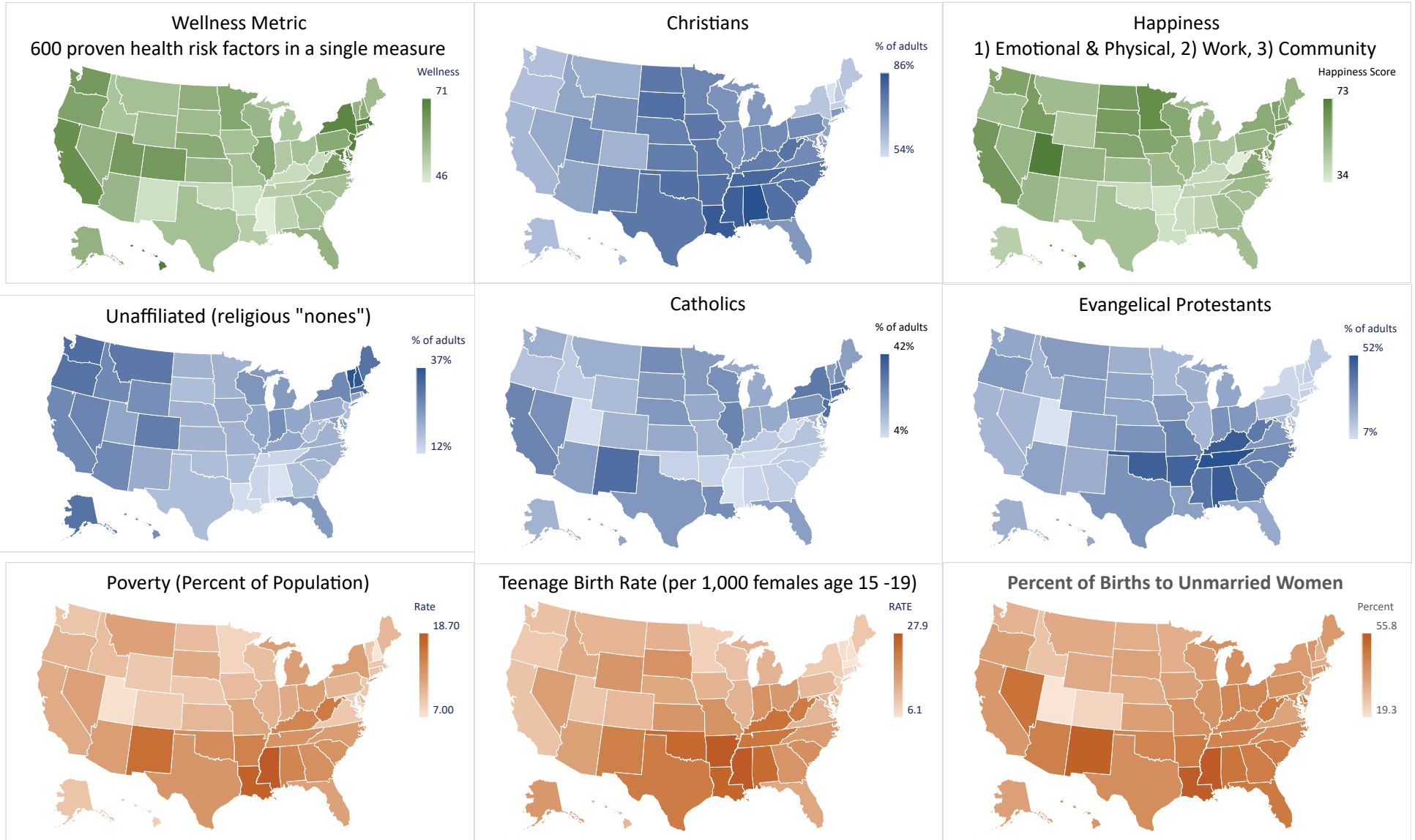


Christians & Social Metrics

Comparisons by State



This work is copyright 2022 by Rick Bowers and licensed under a Creative Commons Attribution-NonCommercial 4.0 International License. Which for us means make all the copies you want — just don't sell them! See <https://creativecommons.org/licenses/by-nc/4.0/>.

Christians & Social Metrics

Top Five States

State with the highest percent of Christians

Top 5 Most Christian States (4 States Tie for 5th Place)

State	Percent Christian	Well-Being State Rank Best is 1 Worst is 50	Happiness State Rank Best is 1 Worst is 50	Poverty State Rank Best is 1 Worst is 50	Teen Birth State Rank Best is 1 Worst is 50	Unmarried Birth Mothers State Rank Best is 1 Worst is 50
Alabama	86%	44	43	44 tie	46	46
Louisiana	84%	43	48	49	48	49
Mississippi	83%	50	47	50	50	50
Tennessee	81%	42	44	40	44	37
Arkansas - 5th	79%	49	49	46	49	42 tie
Georgia - 5th	79%	32	35	42	36	40
Oklahoma - 5th	79%	45	46	43	47	36
South Dakota - 5th	79%	30	6	28 tie	37 tie	14

State ranks 46 out of 50 with many unmarried mothers

Top 5 Most Evangelical Protestant States

State	Percent Evangelical	Well-Being State Rank Best is 1 Worst is 50	Happiness State Rank Best is 1 Worst is 50	Poverty State Rank Best is 1 Worst is 50	Teen Birth State Rank Best is 1 Worst is 50	Unmarried Birth Mothers State Rank Best is 1 Worst is 50
Tennessee	52%	42	44	40	44	37
Alabama - 2nd	49%	44	43	44 tie	46	46
Kentucky - 2nd	49%	46	45	44 tie	45	33
Oklahoma	47%	45	46	43	47	36
Arkansas	46%	49	49	46	49	42 tie

Top 5 Most Catholic States

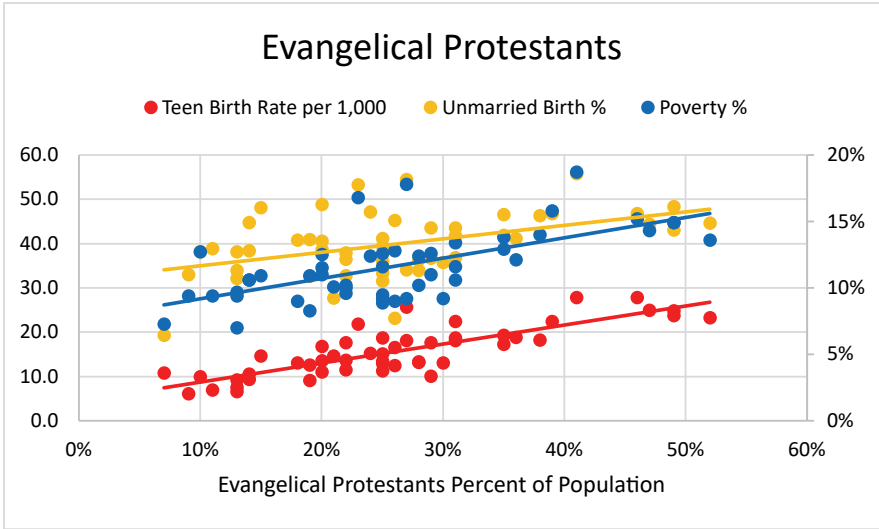
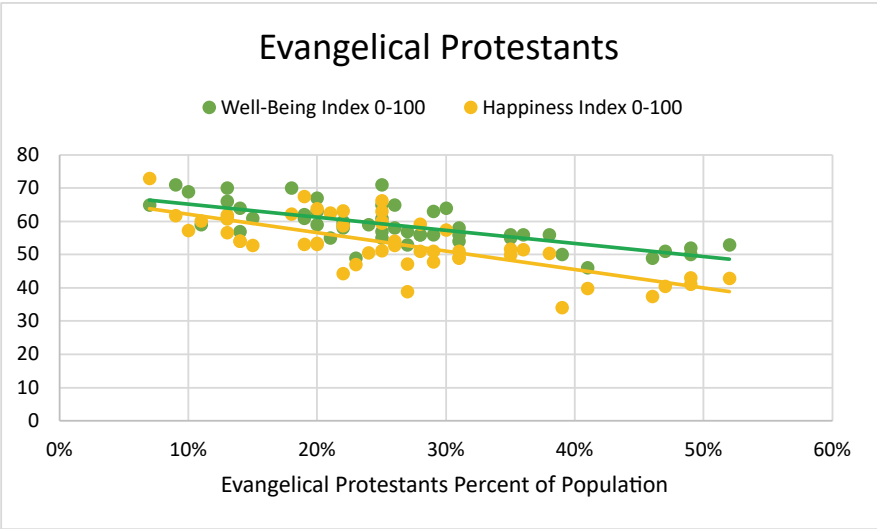
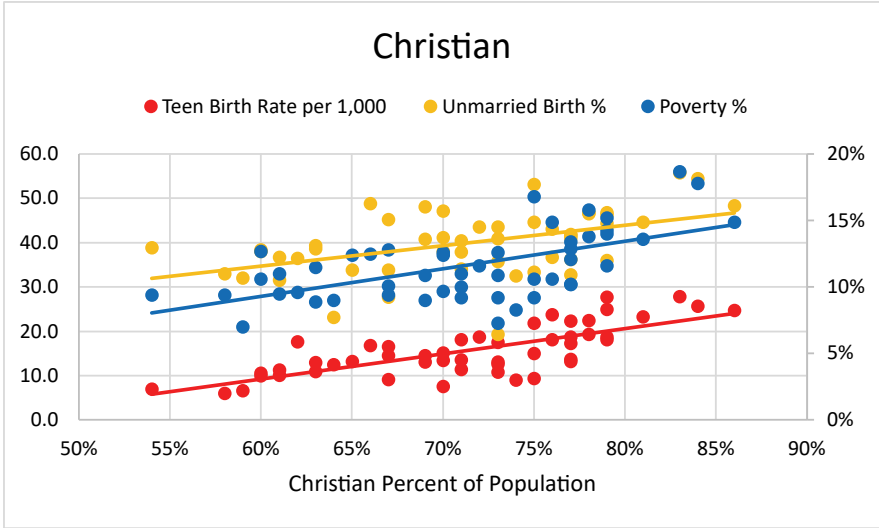
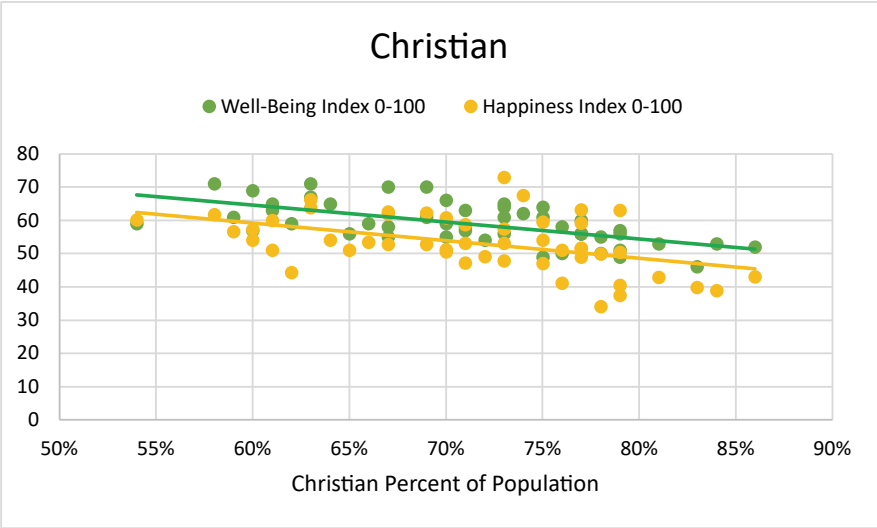
State	Percent Catholic	Well-Being State Rank Best is 1 Worst is 50	Happiness State Rank Best is 1 Worst is 50	Poverty State Rank Best is 1 Worst is 50	Teen Birth State Rank Best is 1 Worst is 50	Unmarried Birth Mothers State Rank Best is 1 Worst is 50
Rhode Island	42%	12	21	20 tie	7	38
Massachusetts - 2nd	34%	1	10	10 tie	1	8
New Jersey - 2nd	34%	3	9	10 tie	6	10 tie
New Mexico - 2nd	34%	48	41	48	41	48
Connecticut	33%	7	11	15	4	20 tie

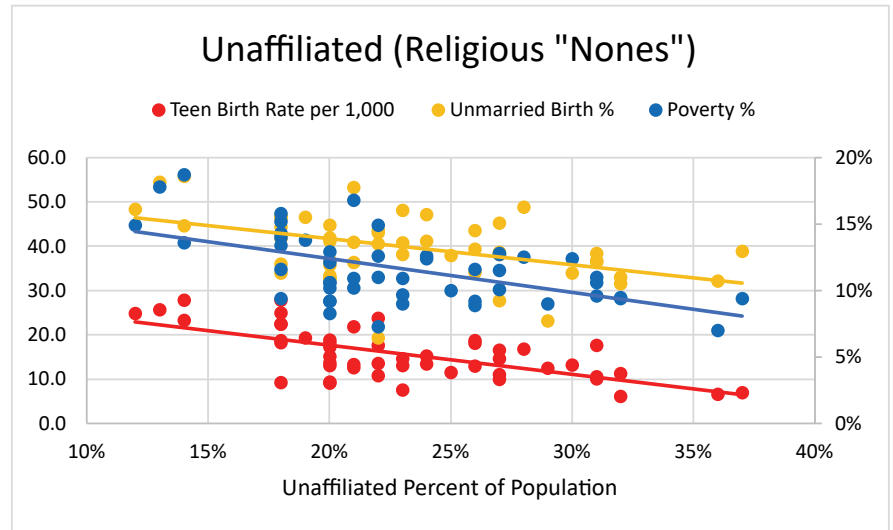
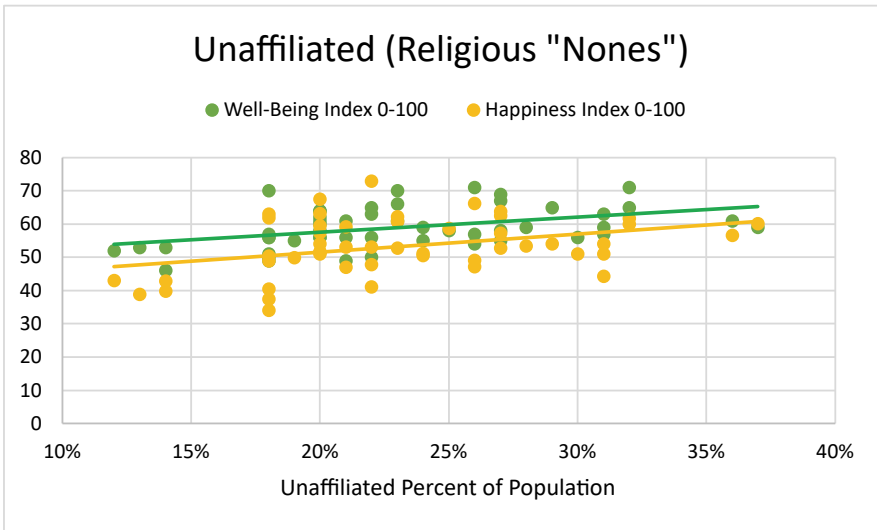
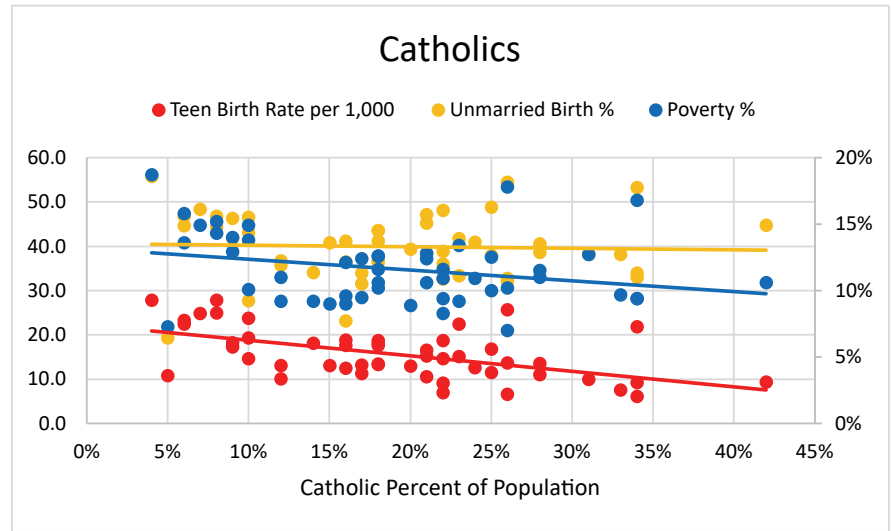
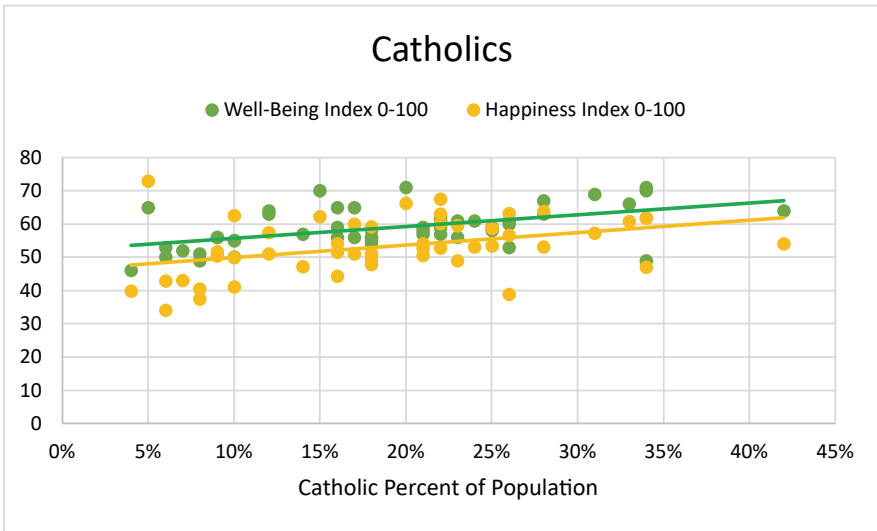
Top 5 Most Religiously Unaffiliated States (the "Nones")

State	Percent Unaffiliated	Well-Being State Rank Best is 1 Worst is 50	Happiness State Rank Best is 1 Worst is 50	Poverty State Rank Best is 1 Worst is 50	Teen Birth State Rank Best is 1 Worst is 50	Unmarried Birth Mothers State Rank Best is 1 Worst is 50
Vermont	37%	22	12	10 tie	3	24
New Hampshire	36%	16	19	1	2	5
Massachusetts - 3rd	32%	1	10	10 tie	1	8
Washington - 3rd	32%	8	13	13	13	4
Alaska - 5th	31%	23	42	14	33	16
Maine - 5th	31%	29	20	20 tie	10	22
Oregon - 5th	31%	14	33	25 tie	9	17

Christians & Social Metrics

Denomination vs. Social Metrics





Centers for Disease Control and Prevention. (2020). Percent of babies born to unmarried mothers by state. Retrieved September 9, 2022, from <https://www.cdc.gov/nchs/pressroom/sosmap/unmarried/unmarried.htm>

Centers for Disease Control and Prevention. (2020). Teen birth rate by state. Retrieved July 9, 2022, from <https://www.cdc.gov/nchs/pressroom/sosmap/teen-births/teenbirths.htm>

McCann, A. (2021). Happiest states in America. Retrieved July 9, 2022, from <https://wallethub.com/edu/happiest-states/6959>

Pew Research Center. (2007, 2014). Religious landscape study. Retrieved July 9, 2022, from <https://www.pewresearch.org/religion/religious-landscape-study/>

sharecare. (2020). Well-being Index. Retrieved July 9, 2022, from <https://wellbeingindex.sharecare.com/interactive-map/>

U.S. Department of Agriculture Economic Research Service. (2020). Percent of population in poverty. Retrieved July 9, 2022, from <https://data.ers.usda.gov/reports.aspx?ID=17826>